







Zinc Fittings

				
SIB BRACELET 'L' TYPE	SIF INDIVIDUAL ZINC FLANGE	SIG PAIR OF ZINC FLANGES	SIO ZINC OGIVE RADICE	SIP OVAL ZINC PLATE W/IRON COREL
				
SIR ZINC ROUND ROD	SIR ANODES FOR COOLING CIRCUITS	SIS ZINC PLATES	SIZ01 ZINC PLATE CHRYSLER TYPE 35X120MM-50X10	SIZ02 INC PLATE FOR 2-150HP OUT/B L61-25
				
SIZ03 ZINC FIN FOR 25HP OUTBOARD DIA95 H65-50	SIZ04A / SIZ04B / SIZ05 NUT FOR SHAFT	SIZ06 / SIZ06S ZINC RING FOR SUZUKI OUTBOARD	SIZ07 ZINC BAR FOR DUO PROP	SIZ08 ZINC FIN FOR O/B D95
				
SIZ09 ZINC RING YAMAHA -MARINER OUTBOARD 2-25HP, HONDA OUTBOARD	SIZ10 ZINC RING F/YAMAHA 60/85/115HP ENGINE	SIZ11 ZINC RING FOR 40HP MARINER & YAMAHA 70/85HP	SIZ12 ZINC PLATE F/ 9.9HP YAMAHA/E	SIZ13 ZINC ROD F/YANMAR 8-10HP ENGINES

Zinc Fittings

				
SIZ14A / SIZ14B UNIVERSAL ZINC OGIVE	SIZ15A / SIZ15B / SIZ16B ZINC OGIVE WITH THREADED BRASS RING	SIZ17A / SIZ17B / SIZ17BS OVAL ZINC PLATE WITH HOLES	SIZ18 HEART-SHAPED ZINC PLATE	SIZ19A / SIZ20A ZINC PLATE VETUS TYPE
				
SIZ20 / SIZ20S ZINC PLATE WITH HOLES	SIZ21 ZINC PLATE WITH HOLES	SIZ22A ZINC FLAT BAR F/HYDRO FOILAND FAST HULL		
				
SIZ23 ZINC PLATE W/GALV IRON CORE	SIZ24 ZINC PLATE F9.9 TO 15 HP YAMAHA ENG	SIZ25 ZINC FIN FOR YAMAHA ENG 25 TO 30 HP DIA 95 L=116X48-45	SIZ32 ZINC NUT 1/2"UNC FOR IN&OUTBOARD,D=32 L=30	SIZ33 ZINC PLATE POSILLIPO TYPE 122 X 81 X 20MM